

LUNAR™ JEEPER

VIC 20 VERSION
BY
SIERRA ON-LINE

THE GAME

SIERRA VISION™

LUNAR™ LEEPER

VIC 20 VERSION
BY
SIERRA ON-LINE

It's a mission of mercy!! You must save your men from LUNAR LEEPERS while you try to avoid the cute little critters.

Naturally, they are trying to get you too. So pluck your men from danger and drop them to the safety of the cliff while you keep an eye out for those Leepers and other Lunar hazards.

LOADING INSTRUCTIONS

ROM Cartridge

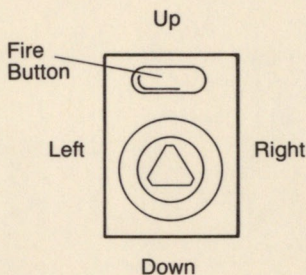
1. Turn off the computer.
2. Insert your LUNAR LEEPER cartridge (face up) into the cartridge expansion slot to the right in the rear of the computer.
3. Plug your joystick into the port on the right-hand side of the computer.
4. Turn on the power to the computer and monitor.
5. When the banner (title) page appears,

Press ◀F1▶ To start

CONTROLS

Joystick


Move joystick in desired direction: Left, right, up or down. To fire, move joystick left or right; then press fire button.



HOW TO PLAY LUNAR LEEPER

The game begins on Level One unless you choose a more difficult level. (See special commands below.) There are eight levels with two stages at each level. Each level is harder than the last one.

STAGE ONE



SCORING

Points Each

Shooting Leeper		20
Picking up man		700
Saving man		1000
Leeper left	(Bonus)	1000
Leeper shooting man		-300
Losing man or ship to Leeper or obstacle		-1000

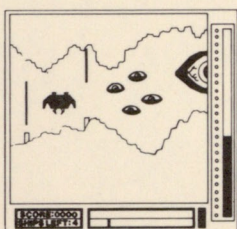
Continue rescuing men until all of them are gone, or all the LEEPERS are killed. There are cliffs at both ends of the playing field, so use the one that is closest.

When you have rescued all of your men or killed all of the LEEPERS, you will advance to stage two. The more LEEPERS you leave behind, the more points you will earn. Shoot as few as possible.

Your fuel will not last forever; when your tank is half-full, a refueling station will appear at the base of the cliffs on both ends of the playing field. Refuel as often as necessary. If you run out of fuel, you will crash at the bottom of the screen. Refueling restores your supply of bullets too.

To make the game tough, there are no brakes. There is an inertia meter to help you. Allow time and space to avoid the LEEPER's jaws.

STAGE TWO



SCORING

Points Each

Trabants and Lasers	20
Shooting Eyeball	9000

Now, you are traveling inside a cave. Your mission: Destroy the giant eyeball at the end of the tunnel.

You better be speedy because there are no refueling stations in the caves. So don't waste time.

Oh, we almost forgot, watch out for Trabants and laser turrets, the eyeball protectors. You will have to shoot your way through them to get to the eyeball. When the giant eyeball is destroyed, you will be in a more difficult Stage One.

SPECIAL COMMANDS

To Restart Game/New Game	◀F1▶
To Change Difficulty	◀F3▶
To Pause Play	◀F7▶

THE OTHER SEVEN LEVELS


In the upper levels, Trabants will try to hit you in the first stage. These cannot be killed and must be avoided to survive. After the second level, there are more and faster Trabants. You will have to be on your toes every minute. GOOD LUCK!!!

WARRANTY NOTICE

Sierra On-Line wants your continued business. If you fill out the enclosed product registration card and return it to us (we have already paid the postage), you are covered by our warranty. If your disk should fail within 90 days, return it to your dealer or directly to us, and we will replace it free. After 90 days, enclose \$5 and return the disk directly to us. Sorry, without the registration card you are not covered by the warranty.

SIERRA ON-LINE, INC. 36575 Mudge Ranch Road, Coarsegold, CA 93614

UNAUTHORIZED COPYING OF THESE
PRODUCTS IS A VIOLATION OF FEDERAL LAW.
(TITLE 17, U.S. CODE, SECTION 506.) VIOLATION
MAY CARRY A FINE OF UP TO \$50,000, OR
IMPRISONMENT, OR BOTH.



TM designates trademark of SIERRA ON-LINE, INC.